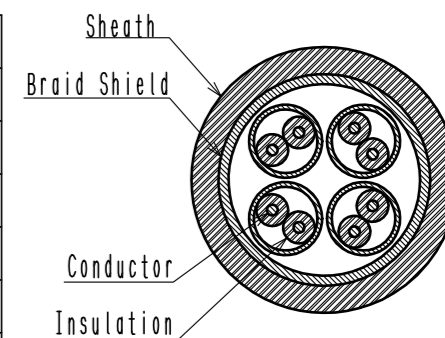


Aug.1.2022 Copyright 2022 HIROSE ELECTRIC CO., LTD. All Rights Reserved.
In case of consideration for using Automotive equipment / device which demand high reliability, kindly contact our sales window correspondents.

Notes. 1. Recommended cable condition is shown below.
 ⚠ A list of compatible cables is available on the Hirose website.
 When using a non-recommended cable, please contact a Hirose sales representative.
 Refer to the technical specification (ETAD-E3213) for wiring and assembly procedures.

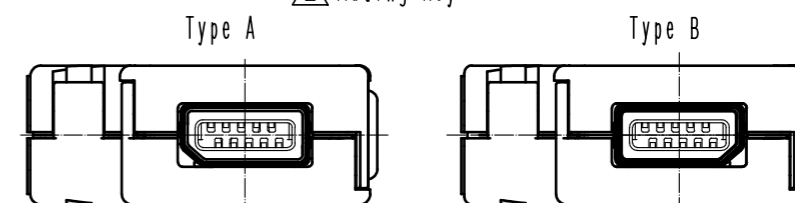
⚠ Recommended Cable

| Items | | ⚠ Recommended Condition |
|-----------------|-------------|-------------------------|
| Conductor | Size | AWG#28 to 26 |
| | Composition | 7 stranded |
| | Material | Annealed copper wire |
| Insulation O.D. | | φ 0.95 to 1.05mm |
| Braid Shield | | Tin plating |
| Sheath O.D. | | φ 6.3 to 7.2mm |

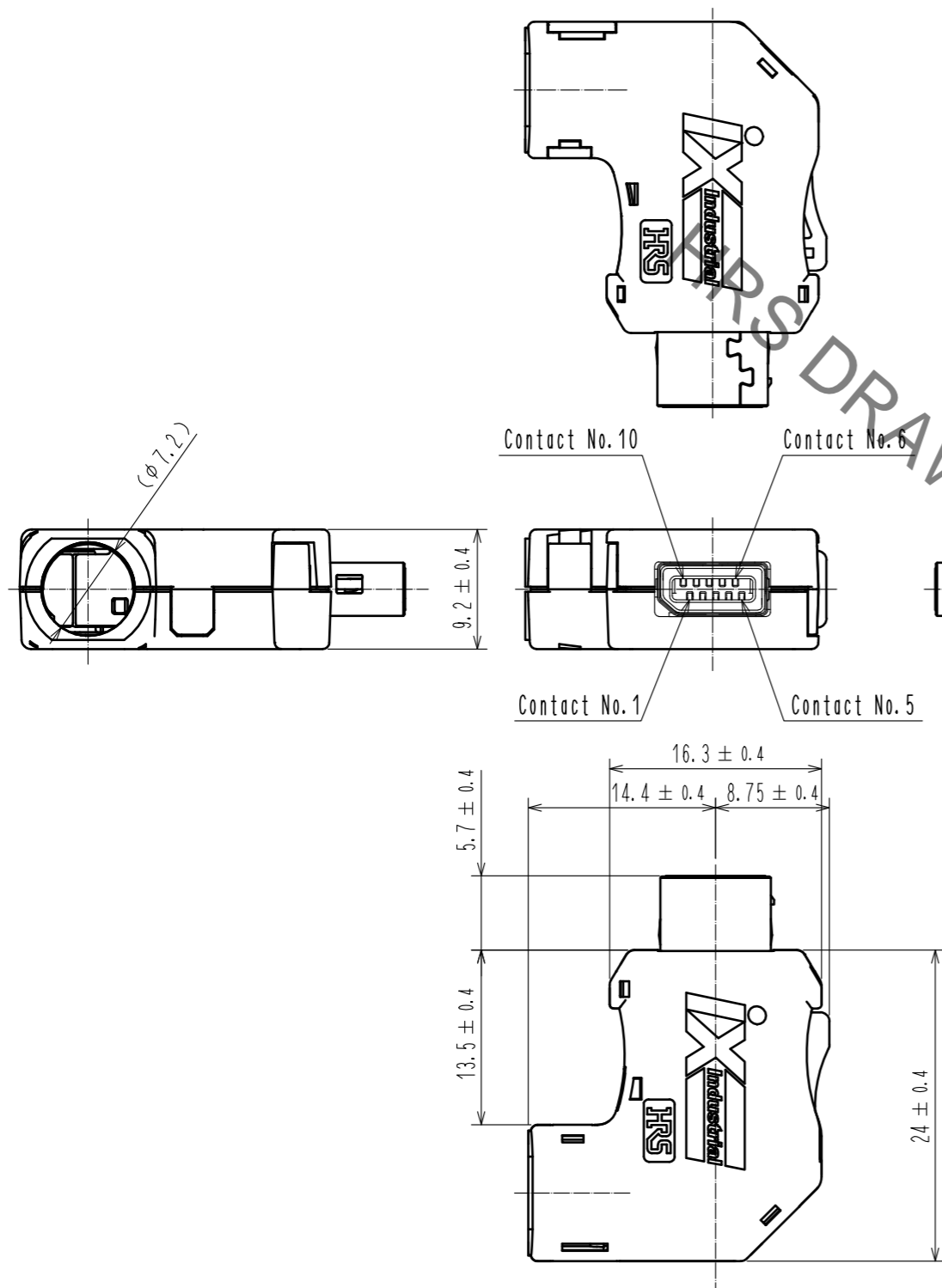


② This product (Type A) is defined for 10/100 Mbit/s and 1/10 Gbit/s Ethernet communication. Please use Type B for all other non Ethernet applications like signaling, serial or other industrial bus communication systems.

⚠ Mating Key



③ Excluding the plug unit, this product is packaged separately by the type of parts. The shield shell is packaged prior to bending. (See next page.) Refer to the technical specification (ETAP-E3224) for packing.



| NO. | MATERIAL | FINISH | REMARKS | NO. | MATERIAL | FINISH | REMARKS |
|-----|-----------------|--------|---|-----|-----------------|-------------------|---------|
| 4 | PA | Black | UL94V-0 | 9 | PC | Dark gray | UL94V-0 |
| 3 | Stainless Steel | | | 8 | PC | Dark gray | UL94V-0 |
| 2 | PA | Black | UL94V-0 | 7 | Stainless Steel | Nickel 0.2 μm min | |
| 1 | Copper Alloy | | Contact area : Gold 0.2 μm min Wiring area : Gold 0.03 μm min Under plating : Nickel 2 μm min | 6 | Stainless Steel | Nickel 1 μm min | |
| | | | | 5 | PC | Clear | UL94V-0 |

| UNITS | SCALE | COUNT | DESCRIPTION OF REVISIONS | DESIGNED | CHECKED | DATE |
|-------|-------|-------|--------------------------|------------|--------------|----------|
| mm | 2 : 1 | 6 | DIS-E-00006876 | MT. YASUDA | KI. KAGOTANI | 20210922 |

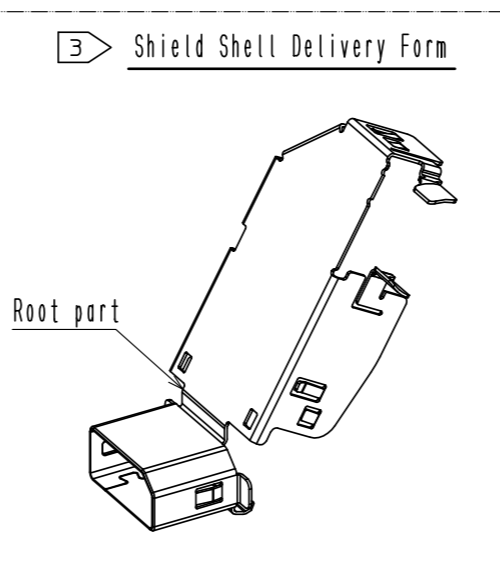
| | | | | | |
|----------|-----------------|----------|-------------|-----------------------|--|
| APPROVED | : MN. KENJO | 20191217 | DRAWING NO. | EDC-129974-00-00 | |
| CHECKED | : KI. NAGANUMA | 20191217 | PART NO. | IX30G-A-10S-CVL1(7.0) | |
| DESIGNED | : MT. YASUDA | 20191217 | CODE NO. | CL0251-0063-0-00 | |
| DRAWN | : GYEONGMIN LEE | 20191217 | | | |

Aug.1.2022 Copyright 2022 HIROSE ELECTRIC CO., LTD. All Rights Reserved.
 In case of consideration for using Automotive equipment / device which demand high reliability, kindly contact our sales window correspondents.

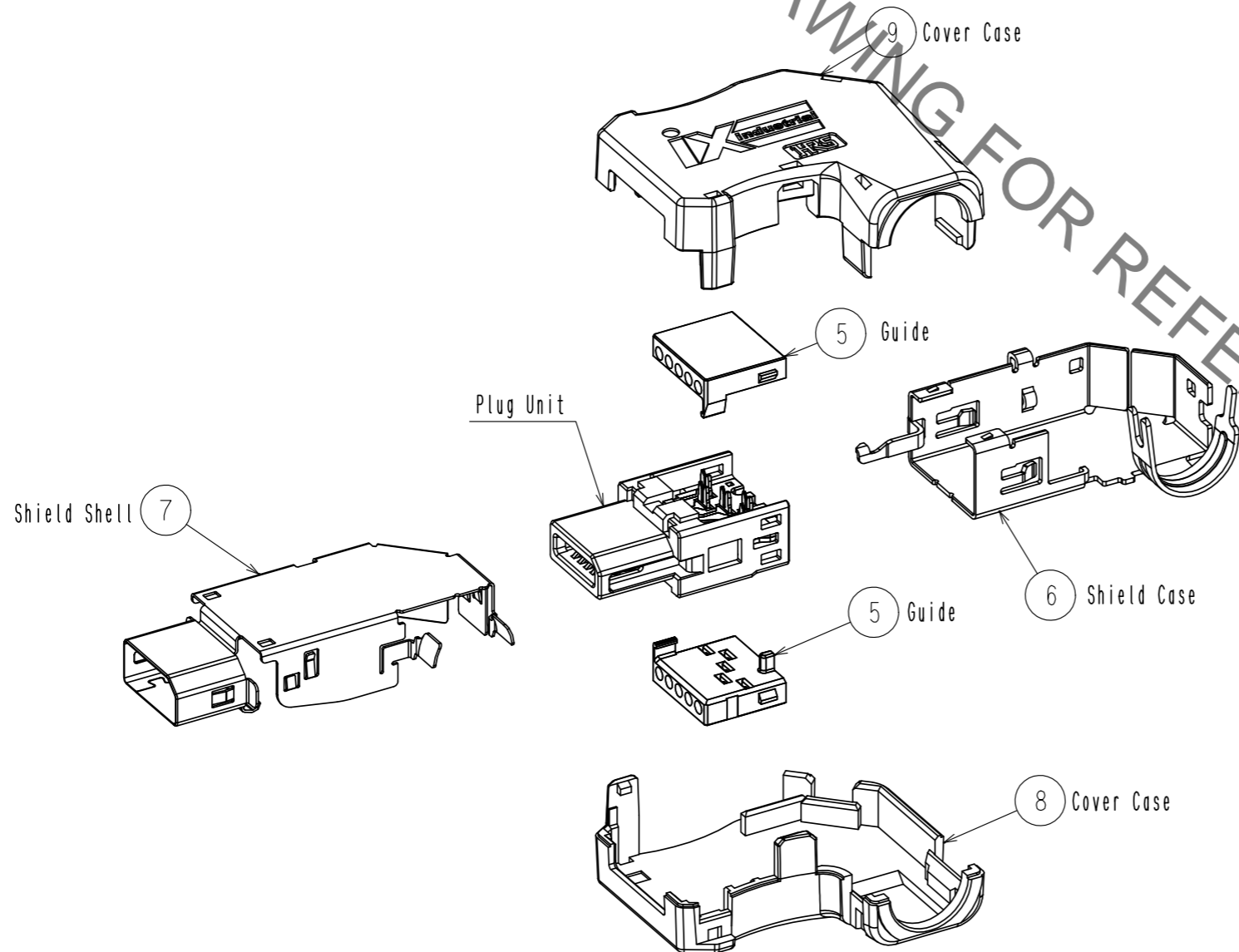
2 Pin Assignment For 10/100 Mbit/s And 1/10 Gbit/s Ethernet

| Contact No. | Signal | |
|-------------|---------------|-------------|
| | 10/100 Mbit/s | 1/10 Gbit/s |
| 1 | TX+ | BI_DA+ |
| 2 | TX- | BI_DA- |
| 3 | N.C | N.C |
| 4 | N.C | BI_DC+ |
| 5 | N.C | BI_DC- |
| 6 | RX+ | BI_DB+ |
| 7 | RX- | BI_DB- |
| 8 | N.C | N.C |
| 9 | N.C | BI_DD+ |
| 10 | N.C | BI_DD- |

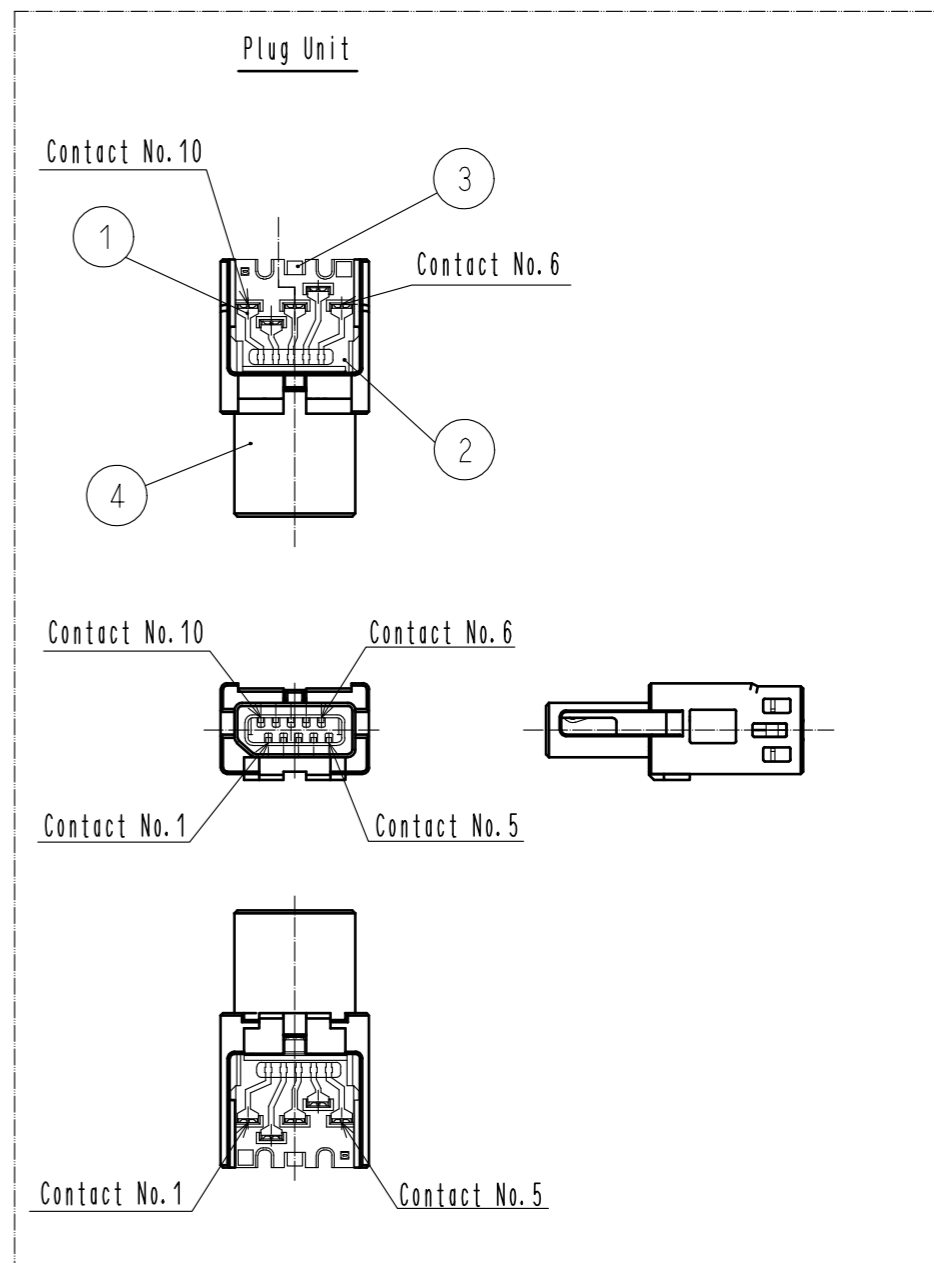
3 Shield Shell Delivery Form



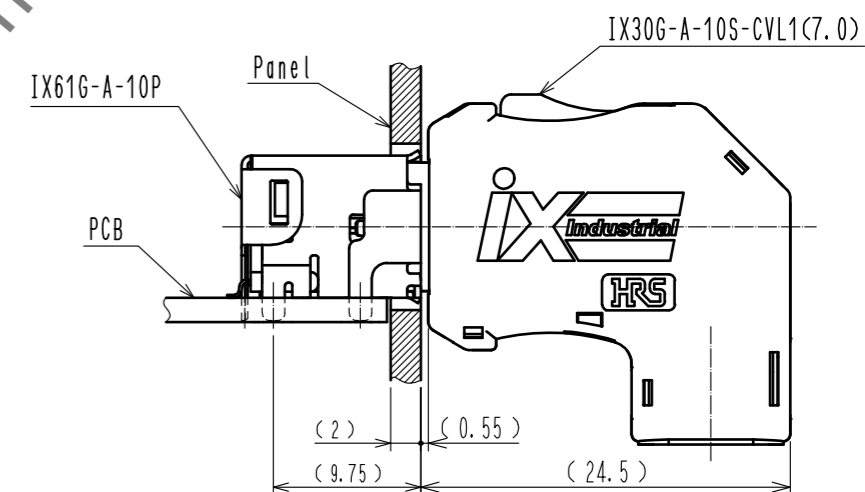
3 Product Structure



Plug Unit



Mated Condition



| | | |
|------------|-------------|-----------------------|
| HRS | DRAWING NO. | EDC-129974-00-00 |
| | PART NO. | IX30G-A-10S-CVL1(7.0) |
| | CODE NO. | CL0251-0063-0-00 |
| | | 2/2 |