



7.0" ~ 21.5" Fanless Panel PC



With Intel® Pentium® N4200 Processor

- 118% Increased CPU Performance*
- Microsoft Windows® 10 IoT 2019 OS
- Robust Compact Design
- IP66 Rated Aluminum Enclosure
- Panel or VESA mountable

System	CPU	Intel® Pentium™ Apollo Lake™ N4200 Quad-Core 1.1GHz Processor			
	System Chipset	SoC			
	System Memory	Onboard DDR3L 4 GB 1600 MHz			
I/O Ports	USB	2 x USB 3.0 type A			
	Serial	1 x RS-232/422/485 DE-9P, COM1 (default RS-232) 1 x RS-232 DE-9P, COM2			
	Audio	1 x 3.5 mm line out			
	LAN	2 x GbE RJ-45			
	Power	3-pin connector header, DC power input			
	Remote Power Switch	2-pin connector header			
	Expansion	Expansion Slot	Optional Wi-Fi kit (Wi-Fi card and antenna)		
Touch Screen	Type	5-wire resistive touch			
	Interface	USB			
	Light Transmission	80+%			
Display	Display Type	7.0" WVGA TFT LCD	8.0" SVGA TFT LCD	10.1" WXGA TFT LCD	12.1" SVGA TFT LCD
	Max. Resolution	800 x 480	800 x 600	1280 x 800	800 x 600
	Max. Color	262K	16.2M	16.7M	262K
	Luminance (cd/m²)	350	350	350	450
	View Angle (H°/V°)	140/120	140/120	170/170	178/178
	Contrast Ratio	400:1	500:1	800:1	1500:1
	Backlight Lifetime (hours)	30,000+	40,000+	25,000+	50,000+
Storage	Solid State Drive Type	1 x 1.8" SATA II, MLC		1 x 2.5" SATA III, MLC	
	Solid State Drive Capacity Options**	64, 128 GB SSD		64, 128, 256, 512 GB SSD	
	SD Card Slot	1 x internal micro Secure Digital memory card socket, up to 32 GB			
Electrical	Input Voltage	9-36 VDC	9-36 VDC	9-36 VDC	9-36 VDC
	Input Current	0.75-3.0 A	0.78-3.11 A	0.81-3.22 A	0.92-3.67 A
	Input Power (max.)	27 W	28 W	29 W	33 W
Mechanical	Dimensions (W x H x D)	7.95 x 5.87 x 1.54" [202 x 149 x 39 mm]	9.09 x 6.93 x 1.97" [231 x 176 x 50 mm]	11.22 x 7.44 x 1.93" [285 x 189 x 48.9 mm]	12.56 x 9.65 x 2.03" [319 x 245 x 51.7 mm]
	Net Weight	~ 2.52 lbs [1.14 kg]	~ 4.19 lbs [1.9 kg]	~ 4.19 lbs [1.9 kg]	~ 6.2 lbs [2.8 kg]
	Panel Cutout Dimensions (W x H)	7.56 x 5.43" [192 x 138 mm]	8.74 x 6.57" [222 x 167 mm]	10.71 x 6.93" [272 x 176 mm]	11.93 x 9.02" [303 x 229 mm]
	Mounting	Panel mounting, VESA 75 x 75 mm	Panel mounting, VESA 75 x 75 mm	Panel mounting, VESA 100 x 100 mm	Panel mounting, VESA 100 x 100 mm
	Construction	Silver aluminum front bezel and chassis			
	Environmental	Operating Temperature	32~122°F [0~50°C]		
Storage Temperature		-22~158°F [-30~70°C]			
Relative Humidity Rating		10 to 90% @ 40°C, non-condensing			
Certification		IP66 / NEMA 4 when panel mounted cULus / CE / FCC Class A / RoHS			
Operating System	Microsoft Windows Options	Microsoft Windows® 10 IoT Enterprise Embedded 2019 LTSC 64-bit (EPKEA) Microsoft Windows® 10 IoT Enterprise 2019 LTSC 64-bit (PKEA)			
Notes	* CPU PassMark Benchmark comparison with OMI6800A Series (Intel® Celeron™ N2930 CPU) ** Additional SSD options available; contact Maple Systems for details. Specifications subject to change without notice.				



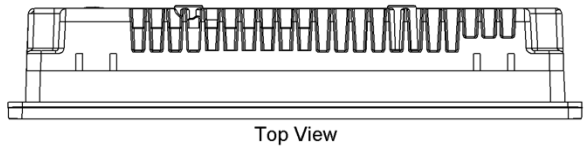
7.0" ~ 21.5" Fanless Panel PC With Intel® Pentium® N4200 Processor



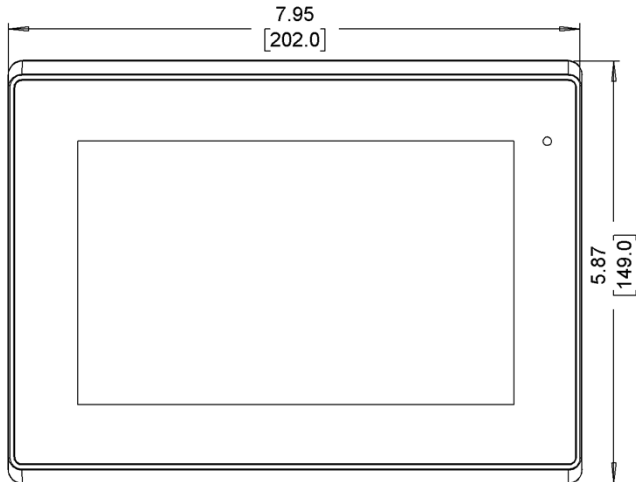
- 118% Increased CPU Performance*
- Microsoft Windows® 10 IoT 2019 OS
- Robust Compact Design
- IP66 Rated Aluminum Enclosure
- Panel or VESA mountable

System	CPU	Intel® Pentium™ Apollo Lake™ N4200 Quad-Core 1.1GHz Processor			
	System Chipset	SoC			
	System Memory	Onboard DDR3L 4 GB 1600 MHz			
I/O Ports	USB	2 x USB 3.0 type A			
	Serial	1 x RS-232/422/485 DE9P, COM1 (default RS-232) 1 x RS-232 DE9P, COM2			
	Audio	1 x 3.5 mm line out			
	LAN	2 x GbE RJ-45			
	Power	3-pin connector header, DC power input			
	Remote Power Switch	2-pin connector header			
	Expansion	Expansion Slot	Optional Wi-Fi kit (Wi-Fi card and antenna)		
Touch Screen	Type	5-wire resistive touch			
	Interface	USB			
	Light Transmission	80+%			
Display	Display Type	15.0" XGA TFT LCD	15.6" WXGA TFT LCD	18.5" WXGA TFT LCD	21.5" FHD TFT LCD
	Max. Resolution	1024 x 768	1366 x 768	1366 x 768	1920 x 1080
	Max. Color	16.2M	16.7M	16.7M	16.7M
	Luminance (cd/m²)	300	300	300	250
	View Angle (H°/V°)	176/176	160/160	170/160	178/178
	Contrast Ratio	2000:1	500:1	1000:1	3000:1
	Backlight Lifetime (hours)	70,000+	50,000+	50,000+	30,000+
Storage	Solid State Drive Type	1 x 2.5" SATA III, MLC			
	Solid State Drive Capacity Options*	64, 128, 256, 512 GB SSD			
	SD Card Slot	1 x internal micro Secure Digital memory card socket, up to 32 GB			
Electrical	Input Voltage	9-36 VDC	9-36 VDC	9-36 VDC	9-36 VDC
	Input Current	0.86-3.44 A	0.92-3.67 A	1.19-4.78 A	1.19-4.78 A
	Input Power (max).	31 W	33 W	43 W	43 W
Mechanical	Dimensions (W x H x D)	16.14 x 12.20 x 2.15" [410 x 310 x 54.67 mm]	16.23 x 10.93 x 2.37" [412 x 277.5 x 60.4 mm]	19.67 x 12.39 x 2.57" [499.6 x 314.6 x 65.4 mm]	21.94 x 14.26 x 2.56" [557.3 x 362.3 x 64.8 mm]
	Net Weight	~ 9.7 lbs [4.4 kg]	~ 10.58 lbs [4.8 kg]	~ 13.01 lbs [5.9 kg]	~ 16.53 lbs [7.5 kg]
	Panel Cutout Dimensions (W x H)	15.43 x 11.50" [392 x 292 mm]	15.51 x 10.24" [394 x 260 mm]	18.98 x 11.69" [482 x 297 mm]	21.22 x 13.54" [539 x 344 mm]
	Mounting	Panel mounting, VESA 100 x 100 mm	Panel mounting, VESA 100 x 100 mm	Panel mounting, VESA 100 x 100 mm	Panel mounting, VESA 100 x 100 mm
	Construction	Silver aluminum front bezel and chassis			
Environmental	Operating Temperature	32~122°F [0~50°C]			
	Storage Temperature	-22~158°F [-30~70°C]			
	Relative Humidity Rating	10 to 90% @ 40°C, non-condensing			
	Certification	IP66 / NEMA 4 when panel mounted cULus / CE / FCC Class A / RoHS			
Operating System	Microsoft Windows Options	Microsoft Windows® 10 IoT Enterprise Embedded 2019 LTSC 64-bit (EPKEA) Microsoft Windows® 10 IoT Enterprise 2019 LTSC 64-bit (PKEA)			
Notes	* CPU PassMark Benchmark comparison with OMI6800A Series (Intel® Celeron™ N2930 CPU) ** Additional SSD options available; contact Maple Systems for details.				
Specifications subject to change without notice.					

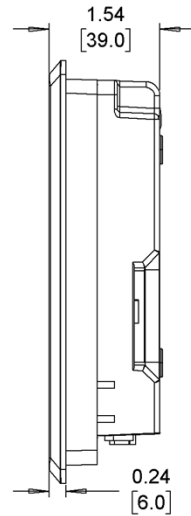
OMI6807



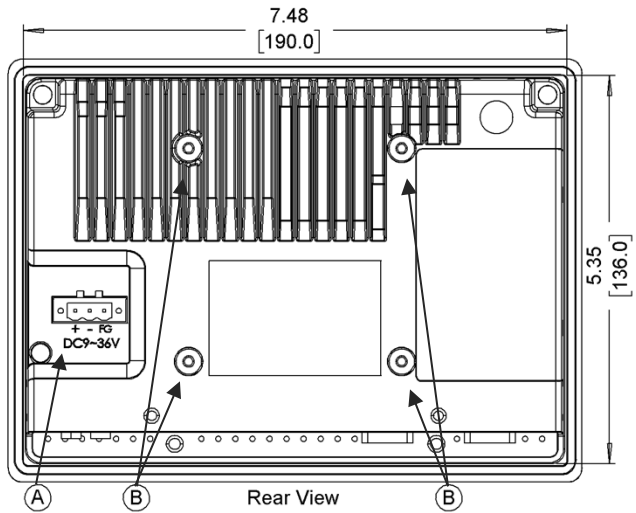

Top View



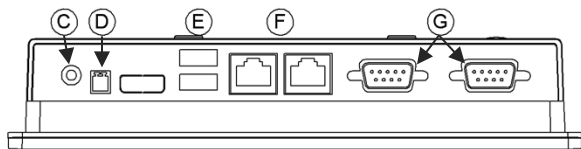
Front View



Side View



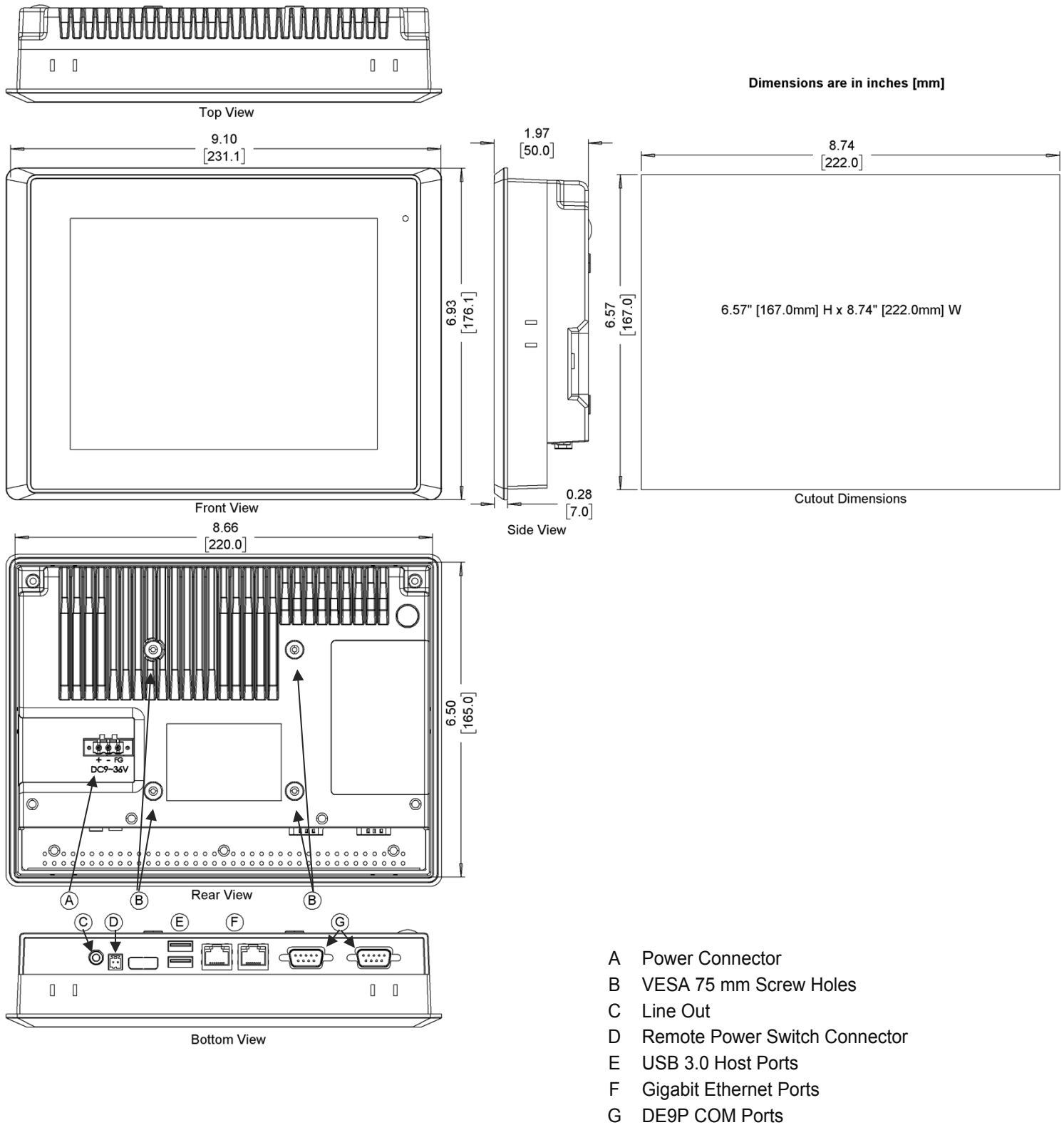
Rear View




Bottom View

- A Power Connector
- B VESA 75 mm Screw Holes
- C Line Out
- D Remote Power Switch Connector
- E USB 3.0 Host Ports
- F Gigabit Ethernet Ports
- G DE9P COM Ports


OMI6808



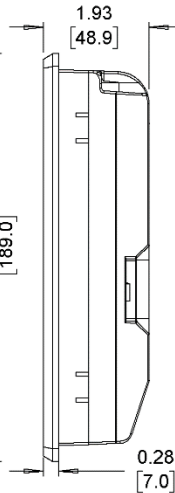
OMI6810



Top View




Front View



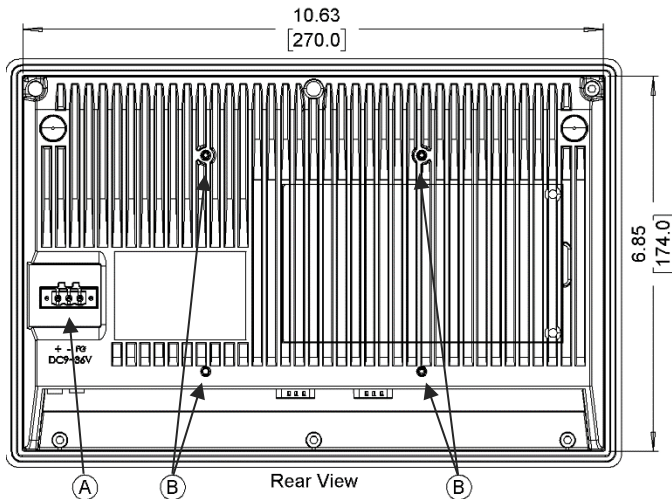
Side View

Dimensions are in inches [mm]

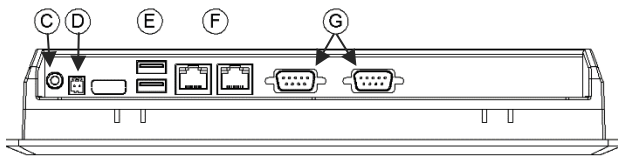


6.93" [176.0mm] H x 10.71" [272.0mm] W

Cutout Dimensions



Rear View

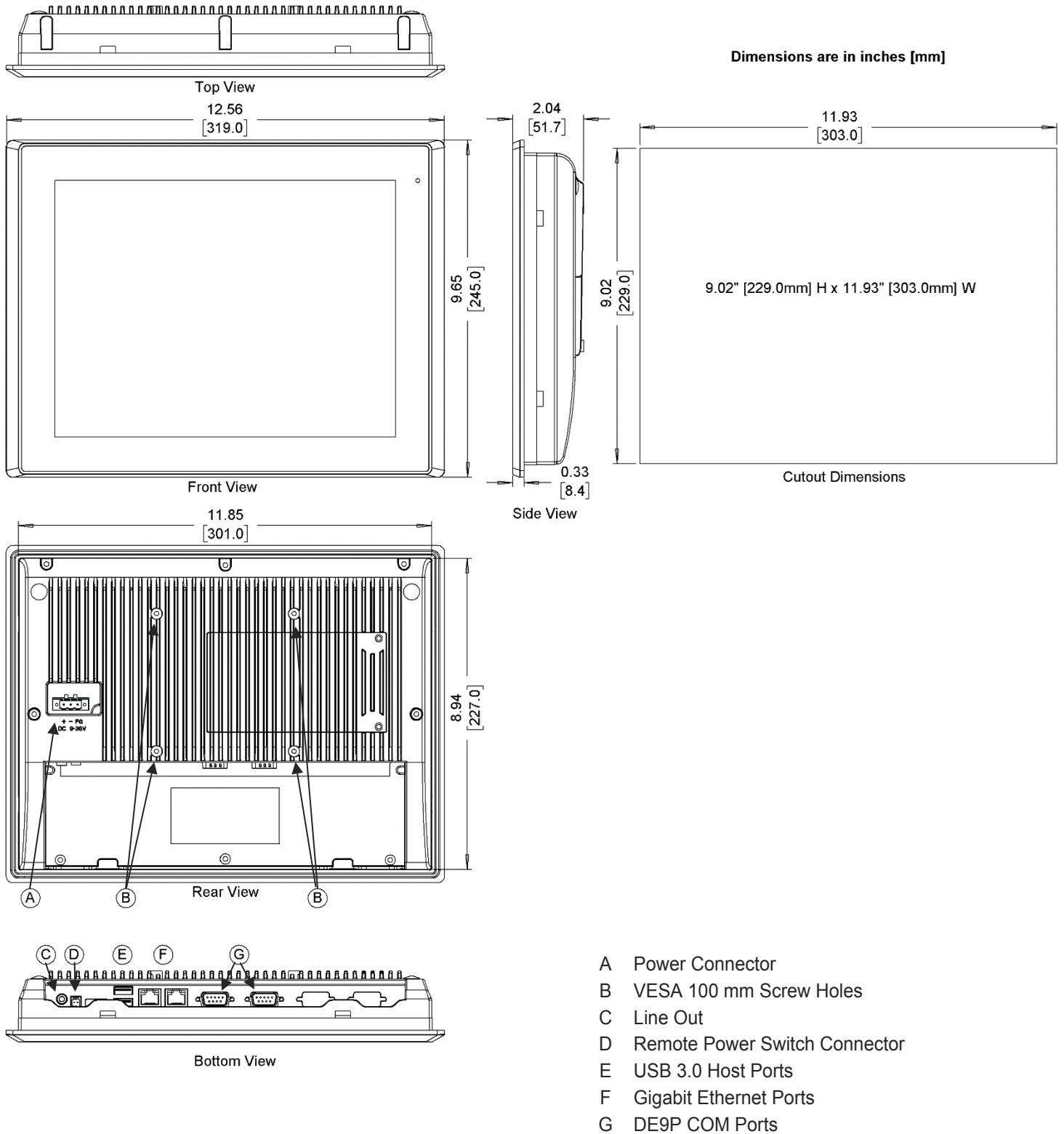


Bottom view

- A Power Connector
- B VESA 100 mm Screw Holes
- C Line Out
- D Remote Power Switch Connector
- E USB 3.0 Host Ports
- F Gigabit Ethernet Ports
- G DE9P COM Ports

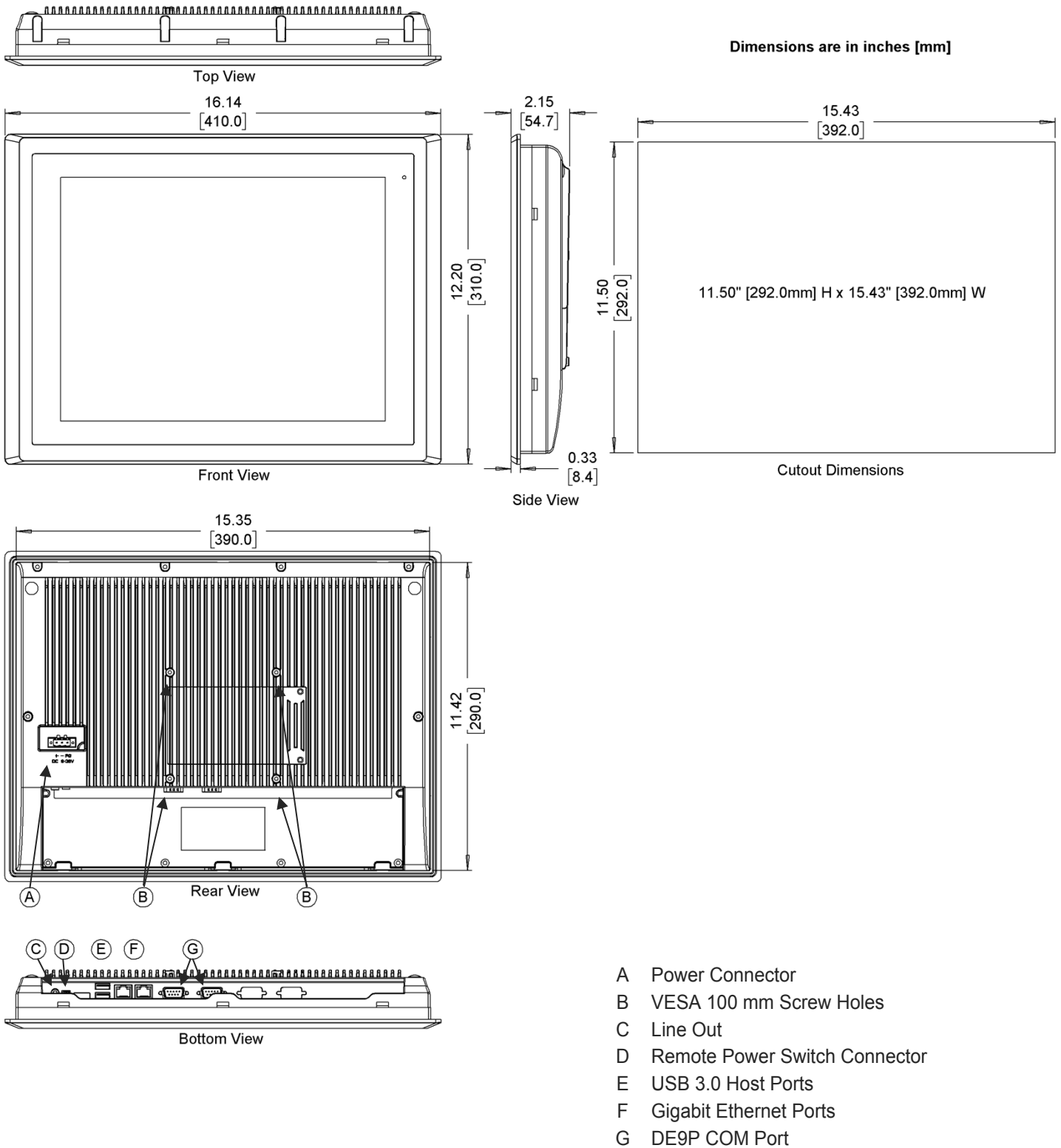
OMI6812

Dimensions are in inches [mm]

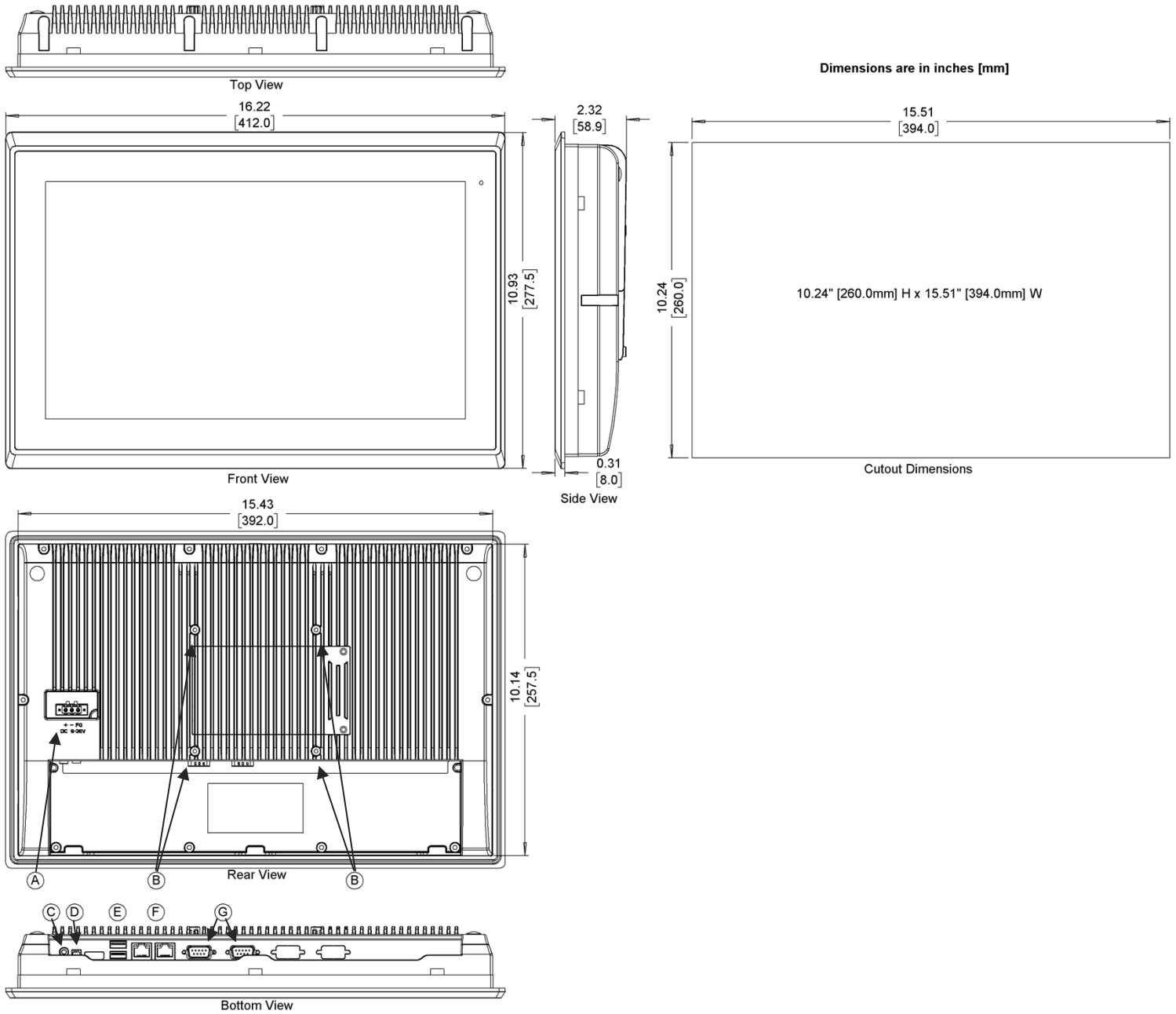


- A Power Connector
- B VESA 100 mm Screw Holes
- C Line Out
- D Remote Power Switch Connector
- E USB 3.0 Host Ports
- F Gigabit Ethernet Ports
- G DE9P COM Ports

OMI6815

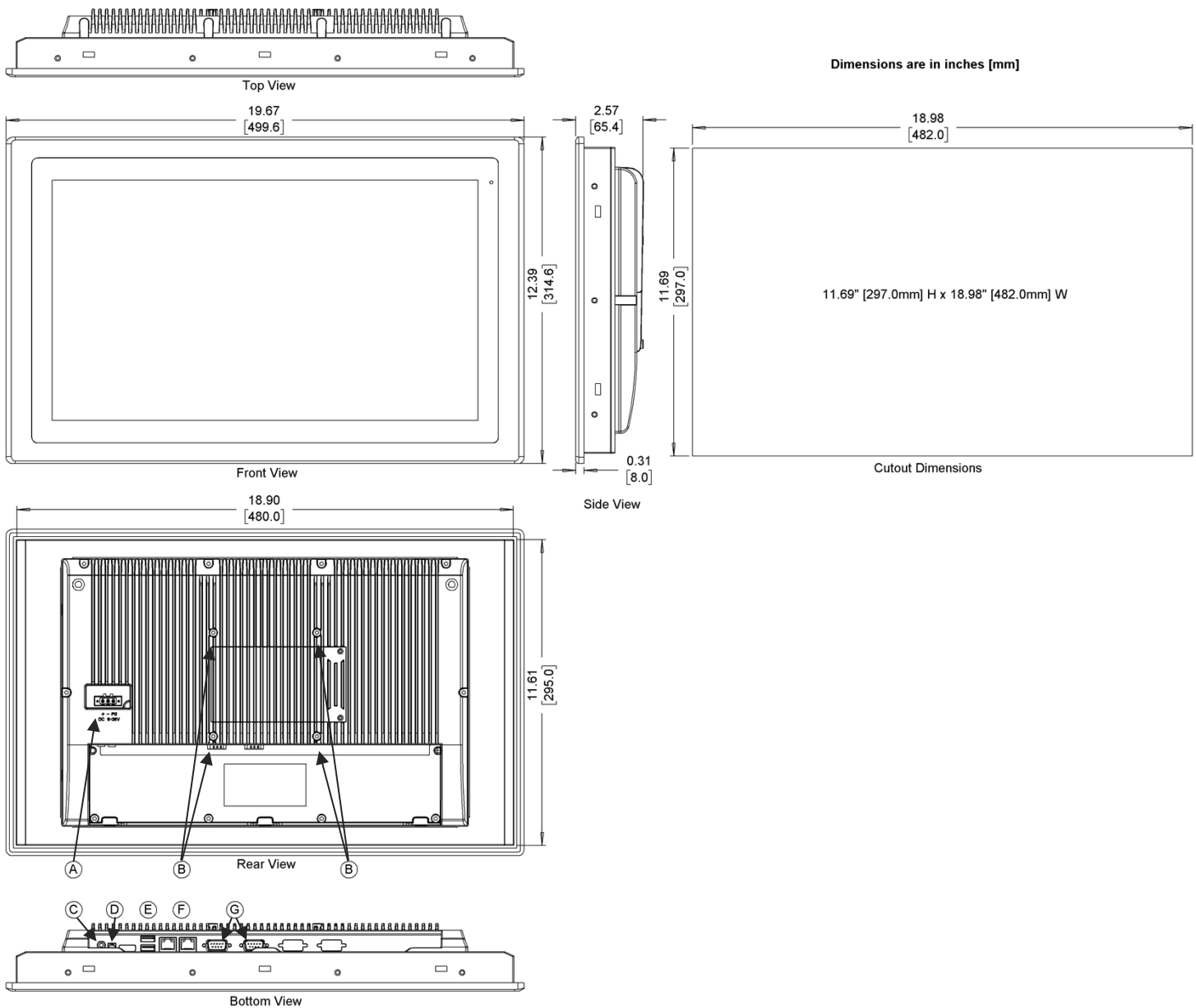


OMI6816




- A Power Connector
- B VESA 100 mm Screw Holes
- C Line Out
- D Remote Power Switch Connector
- E USB 3.0 Host Ports
- F Gigabit Ethernet Ports
- G DE9P COM Port

OMI6818




- A Power Connector
- B VESA 100 mm Screw Holes
- C Line Out
- D Remote Power Switch Connector
- E USB 3.0 Host Ports
- F Gigabit Ethernet Ports
- G DE9P COM Ports

OMI6821



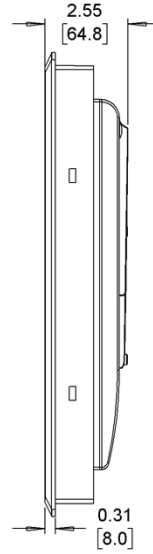
Top View

21.94
[557.3]



Front View

14.26
[362.3]

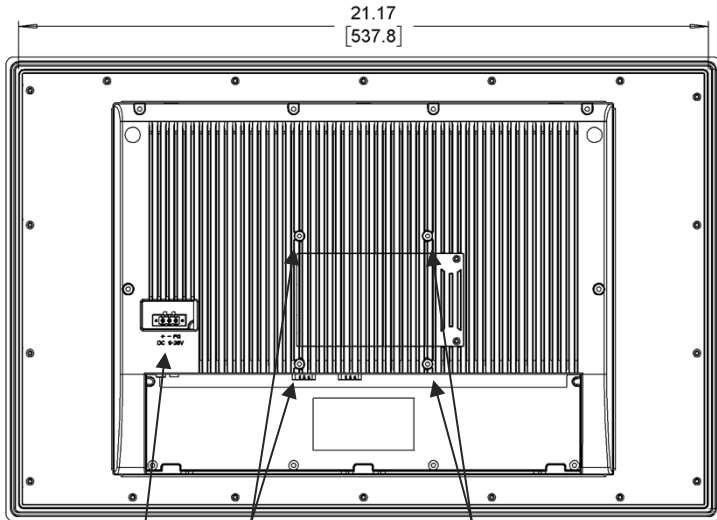


Side View

2.55
[64.8]

0.31
[8.0]

Dimensions are in inches [mm]




Rear View

21.17
[537.8]

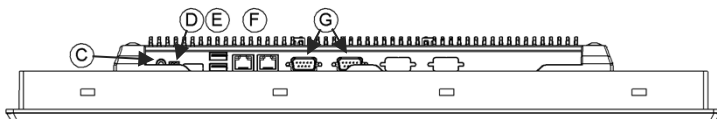
13.48
[342.4]

13.54
[344.0]



Cutout Dimensions

13.54" [344.0mm] H x 21.22" [539.0mm] W



Bottom View

- A Power Connector
- B VESA 100 mm Screw Holes
- C Line Out
- D Remote Power Switch Connector
- E USB 3.0 Host Ports
- F Gigabit Ethernet Ports
- G DE9P COM Ports